A CSDA FIELD GUIDE

See What's New. Bring Home What's Next.

Your guide to making the most of World of Concrete and all things Las Vegas



A26

Use CSDA code A26 for $50 exhibits-only registration

Exhibits January 19–21, 2027
Las Vegas Convention Center

Contents & Welcome

Welcome to World of Concrete 2027! There's so much to see, learn, and bring home, and we're excited to help you make the most of it.

Register **HERE** and enjoy the savings.

Let this CSDA Field Guide help you plan your connections, your time on the show floor, bring back new business, and enjoy a little of the amazing Las Vegas along the way.

Inside the Guide

Start Here • **2**
Why WOC Is Always Worth the Trip • **3**
The Don't Miss List • **4**
Connections with a Click • **5**
Can You Really Save Your Feet? • **6**
CSDA in Your Corner • **7**
CSDA Savings in Your Wallet • **8**
Training with CSDA • **9**
Las Vegas After the Show • **10**
Concrete and Canyons • **11**
Before You Go Checklist • **12**
Ready for World of Concrete? • **13**







Start Here

First Time at WOC?

Make sure you start with WOC's **First Timer Survival Guide** for registration, policies, and official show logistics.

How to use the CSDA Field Guide

Before you head to World of Concrete, think of one thing you'd love to bring back to your crew besides a bag of booth swag. Maybe it's a tool that would make a tough job easier, a safer way to tackle a job, or the name of someone you can call when you run into a problem. Use that to decide what you want to see, who you want to meet, and what you want to ask.

We'll give you a ProTips on connect with a click, help you use the phone you already have to remember who you met and more importantly, what you talked about. That way, when you get home and find 47 photos of equipment in your camera roll, you'll know which one you wanted to show your crew and who to call about it.

If you're wondering where to start, come say hello at the CSDA booth (C4211). Tell us what kind of work you do, and we'll help you find someone you want to meet.

Bring your questions, and make sure you leave room for the unexpected. After all, it is Las Vegas.

World of Concrete 2027

Las Vegas Convention Center
Exhibits January 19–21
Education January 18–21

Open WOC's First Timer Survival Guide



Why WOC is ALWAYS Worth the Trip

People and Projects

You've probably solved a problem on a job that another crew is still wrestling with. And there's probably one you'd love to ask another crew about. Maybe it's how they set up a wall saw when there's barely room to move, or how they keep slurry under control in a building that's still occupied. That's an easy way to start a conversation at World of Concrete: "We had a job last month where ___. How would your crew have handled it?" Share what you tried, too. If you pick up an idea you'd like to hear more about, ask if you can keep in touch. And if you're wondering who to talk to, come tell us what you're working on at the CSDA booth (C4211). We're happy to help you find someone to talk shop with.

Learn something you can use immediately

Think of one thing you'd like to get better at on the job, then look for a session that helps you do it. When you get back, share the knowlwdge. Turn to our page for CSDA training on "How to Prepare Estimates that Win Jobs" and bring back ideas your crew can use before a small snag turns into a lost day.

Equipment in action

Look for a live demos. Ask the person running it, "How would you set this up for a job like ours?" If it looks promising, take a photo of the machine and the booth sign. Add a quick note about what you'd want to show your crew.

Pro Tip · Plan Before You Go

Before you leave home, spend 30 minutes looking through the show schedule and exhibitor list. For each day, pick one demo, one question to get answered, and one person or company to talk to. That's your must-do list. Leave the rest open for exploration and what you might simply stumble across.



The “Don’t Miss” List

What Would You Use on This Job?

Ever had a setup that took longer than the cut? That’s a good job to talk through with a manufacturer at the show. “Here’s what we ran into. How would you set it up?” You can put the same question to a couple of exhibitors and see whose approach makes sense for your crew.

Technology and robotics

Get a firsthand look at cutting-edge technology, robotics, and emerging solutions shaping the industry. Talk with the teams behind these developments about what’s ready for the jobsite today and what’s coming next.

Follow the Roar

Leave yourself some time to get outside. In the Silver and Bronze Lots, you can hear the machines fire up, watch the operators put them to work, and see how they handle a job. If you’re there Wednesday, head to the Bronze Lot by South Hall at 11 a.m. for the SPEC MIX BRICKLAYER 500. The bricklayers and their tenders have one hour to show what they can do. Even if you’ve never laid a brick, it’s fun to watch a crew that knows each other’s next move work against the clock.

Pro Tip · Let Your Phone Do the Heavy Lifting

Before you go, create a note called WOC 2027 in Apple Notes or Google Keep. Practice opening that note and taking the photo right from there.

- iPhone (Apple Notes): Tap the paperclip, choose Take Photo or Video, snap the picture, then tap Use Photo.
- Android (Google Keep): Tap the + at the bottom left, choose Take photo, then snap and confirm the picture.

Before you head to the next booth, add one line under the photo so you’ll know why you took it. “Sam at Booth ___ showed me a saw that could fit in our tight stairwells. Ask him for a demo.”



Connections with a Click

Pro Tip · Know the Linkedin Short Click Code

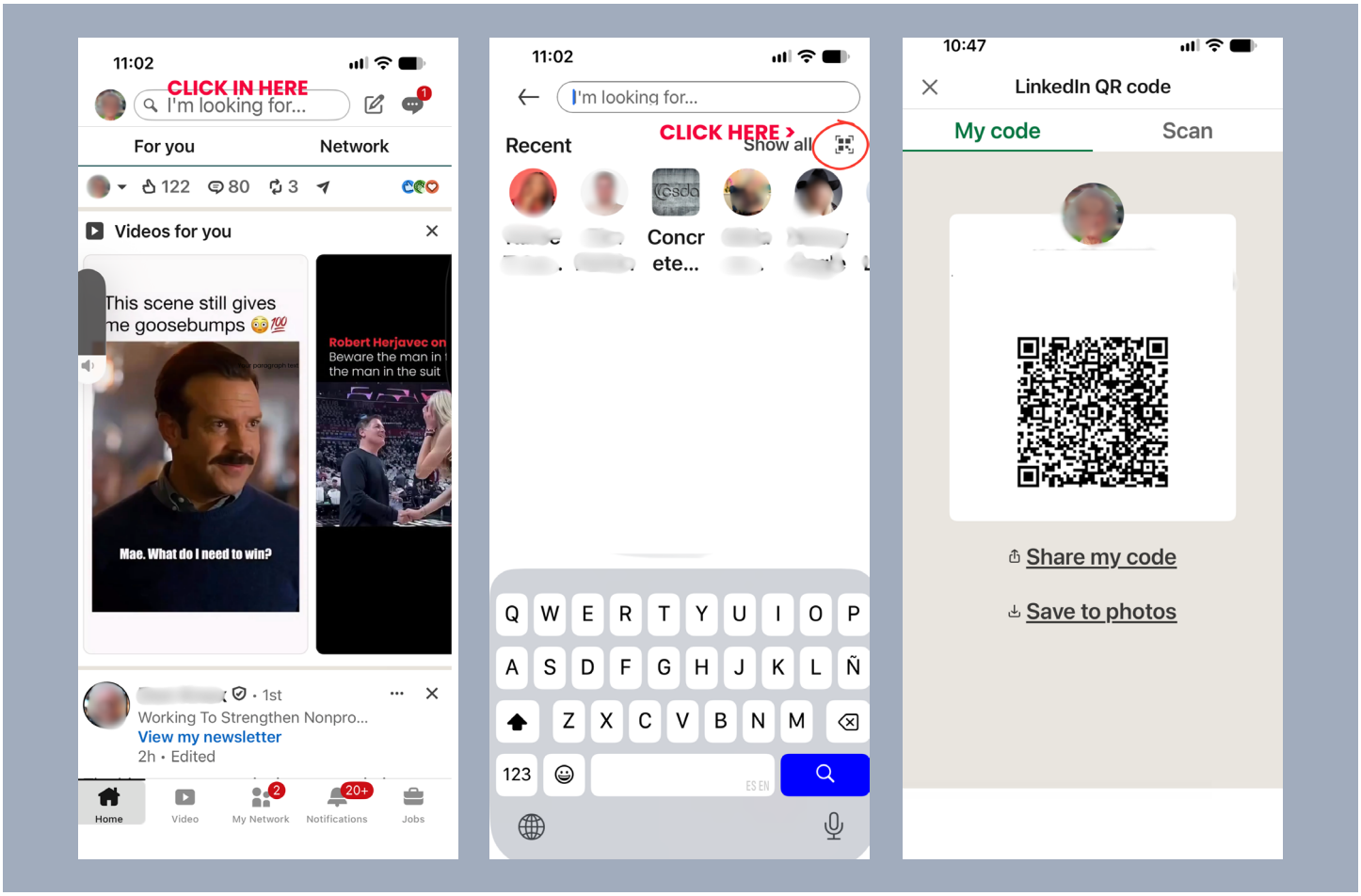

Want to continue a good conversation, make plans for dinner? The fastest connection you can make with a click happens with a Linkedin QR code (you need to Linkedin App on your phone for this).

Show them your code:

1. Open the LinkedIn app on your phone and tap Home at the bottom.
2. Tap the Search bar at the top. Look for the small QR code icon near or below it. It is a very small icon.
3. Tap the icon, then tap My code. Hold up your screen so the other person can scan it.

Scan their code"

1. Open the same QR code screen in your LinkedIn app, then tap Scan. If your phone asks for camera access, tap Allow.
2. Point your phone at the code on their screen. Their LinkedIn profile will open.
3. Tap Connect and follow the prompts to send the request.

Bonus points: Before your next stop, share their profile to your WOC 2027 note, along with what you talked about and anything you promised to send.

Save Your Feet for the Show

Going from hall to hall? Take the Tesla.

Jump in a Tesla under the Convention Center. The Vegas Loop gives you a free ride between stations on the Las Vegas Convention Center campus. If you're taking the Loop to a hotel or another stop off campus, you'll need a ticket.

Coming from your hotel? Check the shuttle or Monorail.

If you booked through the official World of Concrete hotel block with onPeak, the WOC hotel shuttle is included. If you booked elsewhere, you'll need a pass to use that shuttle. Staying near a Monorail station? Take it to the Las Vegas Convention Center stop. Check where the station entrance is from your hotel before you head out.

Coming to see us? We're in the Central Hall.

You'll find CSDA at booth C4211. If you're starting in the South Hall, look for the South Station Loop signs and ask the attendant for the Central Underground. Once you're back upstairs, follow the signs into Central Hall. Check the Loop map and hours before you head over.

Pro Tip · Give Yesterday's Shoes the Day Off

Pack two pairs you've already broken in and switch them out each day. After a full day on concrete, a different fit can give the spots that rubbed yesterday a break. And with three halls plus outdoor lots to visit, finish one area before you head to the next. Your feet will thank you around 3 p.m.



Put CSDA in Your Corner

Discover *more* CSDA value with these *NEW* value-added services!

Here are the ABCs of CSDA! Check out what's new in 2026!

Career Center:
Looking to hire a new employee and post a job description? CSDA's website has a robust Career Center that can connect employers with potential employees! The link is on CSDA's home page: **csda.org**

ClickSafety:
was the first authorized OSHA 10 and 30 Outreach Training provider with 500+ courses available online. CSDA members can take advantage of their safety and compliance training with everything from accident investigation to OSHA regulations. CSDA members receive a 15% discount

Dodge Construction Data:
This ***FREE*** report offers a quick, yet detailed, overview of monthly construction statistics and dollar spend in the nonbuilding, residential, and nonconstruction channels: **construction.com/news**

EquipmentShare:
is a nationwide rental company of boom and scissor lifts, telehandlers, and other construction equipment. With 385 locations in 45 states, CSDA members receive a special discount on equipment rental from these top manufacturers: Genie; Manitou; Bobcat; John Deere; and Cummins

J.J. Keller & Associates, Inc.:
a leading provider of regulatory, safety and compliance solutions, offers CSDA members a 10% discount on their safety and compliance products (DOT, OSHA, DOL, EPA, and 300+ other agencies)

Pro Tip · See What You Could Save

Rent lifts or pay for crew safety training? Stop by CSDA booth C4211 in Central Hall and ask about member discounts on equipment rentals and online safety courses.



Put CSDA in Your Wallet

LLH LLC:
provides CSDA members with supplemental health insurance for their employees through an IRS section 125 plan. Coverage includes virtual doctor visits, lab tests, prescriptions, mental health support, and hospital coverage that works in tandem with existing health coverage: **info@CSDA.org**

MKT Fleet:
gives CSDA members vehicle savings, rebates, and enhanced warranties on fleet vehicles from General Motors, Ford, and Ram, including a $9,000 rebate to CSDA members on Ram cargo vans

TSI:
provides CSDA members with discounted rates on their profit recovery services with a low, fixed-fee price regardless of past due account balance. 100% of recovered funds are sent directly to the member

Tyfoom:
features five-minute safety videos to make safety training simple and convenient. Perfect for toolbox talks or quick refreshers making it easy to fit safety training into the busiest schedules. CSDA members receive a 10% discount: **tyfoom.com**

WOLFBOX:
allows CSDA members to purchase their mirror dash cams and innovative driving-tech products that redefine road safety with crystal-clear 4K recording and enhanced night vision to smart driver-assistance alerts. Products include a 30-month warranty. CSDA members save 15% when ordering from the WOLFBOX weblink in the members-only section of **csda.org**

What are you waiting for? Start taking advantage of these savings today!
Not a member? Join today! CSDA.org

Pro Tip · Meet the People You'll Call After the Show

There's real value in knowing someone you can call when you're bidding a job you haven't done before, comparing equipment, or figuring out how to train your next operator. That's one of the best reasons to be part of CSDA. You get to know people who understand your work, and you have access to training and industry resources you can bring back to your crew. Come see us at booth C4211 in Central Hall. Tell us what's on your plate, and we'll help you find a person to talk to or a resource you can put to work. Explore membership at csda.org/join/



Training with CSDA

How to Prepare Estimates That Win Jobs

This two-day course provides practical training in estimating sawing and drilling jobs within the concrete cutting industry. Participants will gain a solid understanding of the estimator's role, explore different estimating methods, and learn how to evaluate estimates against actual job costs. The course emphasizes the impact of accurate estimating a company's profitability.

Attendees will learn how to identify and calculate job costs, apply effective estimating techniques, build and verify an estimating model, and read blueprints. In addition, the course covers essential customer service skills specific to the role of an estimator.

This course is intended for individuals with at least three years of experience in the concrete cutting industry who are looking to become estimators, as well as current estimators who want to expand their knowledge and sharpen their skills.

Sign up for How to Prepare Estimates That Win Jobs

1. **Open Your Existing Record.** Click **New Registration** or **Already Registered** or **Modify Registration** inside confirmation email.
2. **Add the Session.** Go to **Education / Sessions** tab, search for **"How to Prepare Estimates That Win Jobs"**, check the box next to it, and pay the fee for that individual session.
3. **LINK:** https://xpressreg.net/register/wocx0127/landing.asp?sc=A26

Required Materials

Participants are required to bring a calculator and an architect/engineering scale for the blueprint-reading portion of the course.

Learning Objectives

1. Understand the estimator's role in the overall process.
2. Explain up to three different estimating methods.
3. Evaluate estimates against actual job costs.

$1500 for both days
January 18-19, 2027



Las Vegas After the Show



Sphere
Long-span tension and compression geometry



The Neon Museum after dark
The boneyard of Las Vegas history, in the dark



The Mob Museum
The original cement shoe contractors



ShotZilla Zipline
Don't eat before you fly!



Inside the Hoover Dam
Tour the inner inspection tunnels

Concrete & Canyons



Red Rock Canyon
Explore the Mojave close to Las Vegas



Eldorado Canyon Mine Tours
One of the most lawless places in the west



Valley Fire State Park
Stunning red sandstone landscapes



Legacy Club
60 floors up in the center of Las Vegas



The Eiffel Tower Viewing Deck
460 feet above the center of Las Vegas

Before You Go

Registration and plans

- **Register using CSDA code A26** and save your confirmation
- Read WOC's First Timer Survival Guide
- Review education registration and CSDA training details
- Choose the exhibitors, demos, and sessions you want to see

Plan your connections

- If you don't have a LinkedIn Profile - set one up
- Download the LinkedIn app and get comfortable with QR code sharing
- Set up your WOC 2027 Notes in your phone
- Test saving photos and taking photos from the notes app

Your day at the show

- Map a route and allow time between halls
- Check your hotel shuttle, Monorail, or Loop options
- Locate CSDA booth C4211 in Central Hall
- Leave room for breaks and unexpected conversations

Your show bag

- Pack a refillable water bottle and a couple of energy bars
- Bring comfortable shoes and a second pair for the next day
- Charge your phone and pack a portable charger

Time for Las Vegas

- Book any evening experiences you want to attend
- Check weather and park access for side trips



Ready for World of Concrete?

Start with CSDA

Use code A26 for $50 exhibits-only registration.
Offer valid through December 31, 2026.



How to register

1. Open CSDA's World of Concrete page.
2. Follow the registration link.
3. Enter or confirm code A26.
4. Complete registration and check your confirmation.

See you at the show

Exhibits January 19–21, 2027
Education January 18–21, 2027
CSDA booth C4211, Central Hall

Open CSDA's registration page

